



Australia's premier quilting event

April 11 to 14, 2024

www.aqc.com.au

Royal Exhibition Building, Carlton Gardens, Victoria

**Pack
your coat –
it's time to plan
your trip to
Melbourne!**

**Class bookings open October 18
at 11am AEDT – get ready!**

Class and Convention Program

AQC Convention Information and Timetable

Dates

April 11 – 14, 2024

Location

Royal Exhibition Building
9 Nicholson St, Carlton Gardens,
Melbourne, Vic 3053

Convention Times

Early Registration

4pm – 5.30pm Wednesday, April 10

Welcome Function

6pm Wednesday, April 10

Orientation

7.45am Thursday April 11

Registration

7.30am – 4.30pm Thursday – Sunday
April 11 – 14, 2024

Class Times

10am – 5pm Thursday/Friday, April 11, 12

9am – 5pm Saturday/Sunday*, April 13, 14

* Two-hour lunch on these days. All classes are six hours duration.

Expo & Quilt Show Hours

10am – 4pm Thursday – Sunday
April 11 – 14, 2024

Class Fees

Convention classes are available to delegates only and are booked as packages.

Gold Pass

Early bird rate: \$1,289
After November 30, 2023: \$1,389

Two-day package

Thursday/Friday OR Saturday/Sunday
Early Bird rate: \$889
After November 30, 2023: \$939

Expo & Quilt Show Admission

Adults \$25 at the door, \$24* online
Seniors \$23 at the door, \$22* online
Age & disability pensioners \$21 at the door, \$20* online
Children (5-16 years, under 5 years free) \$12 at the door, \$10* online
Groups/bulk buy – minimum 10 tickets, \$20** each

- Two-day ticket \$38 • Three-day ticket \$55
- Four-day ticket \$70. All prices include GST

*Credit Card fee of 1% for Mastercard & Visa charged at time of payment

**Group Adult tickets must be prebooked and paid for by April 5, 2024. This offer is not valid for door sales.

More Information

Expertise Events Pty Ltd
PO Box 236
Frenchs Forest NSW 1640
Australia
Tel: +61 2 9452 7575
Email: aqc@expertiseevents.com.au
© Copyright 2024
Visit www.aqc.com.au

Bookings open
October 18
at 11am AEDT!

Cover image: Quilt Coats by Lorena Uriarte – one of 30 AQC Convention classes, see page 6

WEDNESDAY APRIL 10, 2024

4pm – 5.30pm	Registration
6pm – 7.30pm	Welcome Cocktail Party

THURSDAY APRIL 11, 2024

7.30am – 4.30pm	Registration
7.45am	Orientation
8.30am – 10am	Expo & Quilt Show open to VIPs (exclusive preview for delegates)
10am – 4pm	Expo & Quilt Show open to public
10am – 1pm	Classes: morning sessions
1pm – 2pm	Lunch
2pm – 5pm	Classes: afternoon sessions
5.30pm – 6.30pm	Evening Lecture

FRIDAY APRIL 12, 2024

7.30am – 4.30pm	Registration
8.30am – 10am	Expo & Quilt Show open to VIPs (exclusive preview for delegates)
10am – 4pm	Expo & Quilt Show open to public
10am – 1pm	Classes: morning sessions
1pm – 2pm	Lunch
2pm – 5pm	Classes: afternoon sessions
5.30pm – 6.30pm	Evening Lecture




La Loire by Anne Bellas

SATURDAY APRIL 13, 2024

7.30am – 4.30pm	Registration
9am – 12noon	Classes: morning sessions
10am – 4pm	Expo & Quilt Show open to public
12noon – 2pm	Lunch
2pm – 5pm	Classes: afternoon sessions
7pm – late	Gala Dinner

SUNDAY APRIL 14, 2024

7.30am – 4.30pm	Registration
9am – 12noon	Classes: morning sessions
10am – 4pm	Expo & Quilt Show open to public
12noon – 2pm	Lunch
2pm – 5pm	Classes: afternoon sessions



AQC 2024 Class Timetable

1-DAY CLASS

2-DAY CLASS

4-DAY CLASS

TUTOR	Thursday, April 11	Friday, April 12	Saturday, April 13	Sunday, April 14
Anne Bellas	Print & Stitch Art Cards	Print & Stitch Art Cards (repeat of Thursday class)	Wonky Log Cabin	...continues
Sara Cook	Jogakbo Door Curtain	Single Layer Jogakbo Window Hanging	Jogakbo Hanging	...continues
Phyllis Cullen	Collage Flowers	Collage Your Pet (or a Wild Animal)	Easy Stained-Glass Quilts	Layered Portraits
Karen Cunningham	Stabilimenta or 21 Summers	Sewing Room Pouch	Butterflies and Bugs	...continues
Jemima Flendt	Equilateral Triangles 2.0: Denim Pockets	...continues	Bexford	Trinket Box
Julie Haddrick	Nature's Masterclass - Pink Galah Outback	...continues	...continues	...continues
Chris Jurd	Ring Around	...continues	Strippy Sampler	...continues
Gloria Loughman	Dynamic Landscapes	...continues	...continues	...continues
Sharon Nicholls-Thomson	Scrapplique	...continues	Inset Strips	Fabric Jewellery
Gillian Travis	Sketchbook Quilts	...continues	Mixed Media Printing	...continues
Lorena Uriarte	Quilt Coats	...continues	Winding Ways	Kawandi
Wendy Williams	Baskets Quilt	...continues	Woolly Bag or Cushion	...continues

Dynamic Landscapes with Gloria Loughman



Class Program Thursday April 11, 2024

CLASSES: 10AM TO 5PM LUNCH: 1PM TO 2PM

Classes beginning
Thursday April 11, 2024


ONE-DAY CLASSES

PRINT & STITCH ART CARDS

Tutor: Anne Bellas • Skill Level: All
• Materials Fee: nil

Gelli printing is a fun technique, especially – but not only – for beginners! You can create amazing improvisational works of art for cards or small textile paintings. You can make colourful backgrounds, textured pages, multiple layers using stencils, found objects, stamps... or just plain brushes or brayers.

We will begin with a demo, then you will be free to improvise and make as many prints as you want, then in the afternoon, you can either continue practicing Gelli printing more compositionally or start machine or hand stitching one of your prints. There will be a demo for the finish of the card and the last half hour will be devoted to a group exchange on your successful or less successful pieces.



JOGAKBO DOOR CURTAIN

Tutor: Sara Cook • Skill Level: Basic skills required
• Materials Fee: \$59

Bojagi in Korean means wrapping cloth and is the over-arching name given to this type of beautiful, stitched textile that has so many versatile possibilities.

During this workshop we will use a range of different coloured silk organza to make a translucent one layered contemporary jogakbo (pieced) door curtain using a sewing machine. You will learn how to make the Tongsol seam that encloses all the raw edges, and how to use the decorative Duttam Sangchim stitching to finish the edges.



COLLAGE FLOWERS

Tutor: Phyllis Cullen • Skill Level: Suits all • Materials Fee: \$38

'Paint' a flower with fabric snips! We will slice and dice a bunch of fabrics and lay them down like paint strokes to create a flower and background.

The quilting is done later and will be explained and demonstrated in class.



STABILIMENTA OR 21 SUMMERS

Tutor: Karen Cunningham • Skill Level: Suits all
• Materials Fee: \$40 for Stabilimenta kit or \$30 for templates only;
\$20 for 21 Summers kit or \$8 for templates only



Stabilimenta

They use interesting picture or feature fabrics, mixed with lots of scraps from the stash! It's the perfect portable hand-piecing project.



21 Summers

Choose between two delightful scrap quilt designs, both are easy and fast to piece.

ALL CLASSES ARE SIX HOURS IN DURATION PER DAY.

Note: Pictures do not always represent the student outcome in class; they may represent what can be achieved with the techniques learned.

Class Program Thursday April 11, 2024

TWO-DAY CLASSES

EQUILATERAL TRIANGLES 2.0: DENIM POCKETS

Tutor: Jemima Flendt • Skill Level: Basic skills required
• Materials Fee: \$53 for Equilateral Triangle Template kit and paper pattern

Take your equilateral triangle game up a notch with this new class. You'll be taken through strip piecing, cutting and sewing tips to make this Denim Pocket quilt. Learn how to sew EQ triangles with confidence and lots of guidance along the way to achieve perfect points when sewing.

If you loved the Tackling Equilateral Triangles class in 2023, then you will love this new class to expand your skills – of course you don't need have done it to enjoy this version.

We will be making the large throw size quilt – 62½" x 72½" (159cm x 185cm)

The 3D effect of this design is created with the shading of your chosen fabrics. For the best results choose four fabrics that range from darkest to lightest.



RING AROUND

Tutor: Chris Jurd • Skill Level: All • Materials Fee: \$50

Ring Around consists of nine different circle blocks, surrounded by a ring of fussy-cut scallops. They are your chance to play with wild fabric choices and use lots of different background combinations for the large, 17 ½" blocks.

Most blocks are foundation pieced but there is one made using freezer paper templates and one is English paper pieced, just to add to the variety.

The scallop ring is applied, using the method of your choice and the circles are machine sewn into the background square. Don't be intimidated by this procedure – it's dead easy!



This is a project class where you will learn foundation piecing, curved piecing, EPP, working with freezer paper and hand or machine applique.

By the end of two days, you will have mastered the above techniques and completed four or five different blocks – well on your way to the finished quilt.

SCRAPPLIQUE

Tutor: Sharon Nicholls-Thomson • Skill Level: All
• Materials Fee: \$10 for stabiliser pack, \$10 for bag of tiny scraps (both optional)

This is an easy, fun class, for anyone who wants to try three new super adaptable techniques. It's called Scrapplique because it is appliqué with scraps. Super useful for quilters who can end up with more scraps than they know what to do with!

You will end up with two to three pieces of Scrapplique fabric – to turn into a fun

project – and try three different techniques. The first, a raw edge appliqué variation, the second an additive 'collage' method using a unique washaway stabiliser and the third, a turned edge 'mosaic' style also using a stabilising applique paper. All three techniques use straight-line or matchstick machine stitching to hold scraps in place and form an interesting texture.

On the second day, you can make more Scrapplique fabric or turn your made pieces into a zippered pouch, table runner or similar.



SKETCHBOOK QUILTS

Tutor: Gillian Travis • Skill Level: All – you don't need to know how to draw – just trace an image! • Materials Fee: \$20



Use your own photographs to make small postcard-sized painted fabric pages. These mini quilts can then be joined to make a sketchbook, with each 'page' joined together, a concertina book or wall hanging.

Photos could be from a recent holiday or maybe your own surroundings. The number of pages painted will depend on how quickly you work, with several started to be finished at home.

Skills covered include design, image choice, resizing, use of apps and technology, image transfer and more. It is best you bring your photos on an iPad or tablet, preferably in an album. Internet access required.

You will also learn what type of paints to use, mixing colours and how to apply it, applique, adding fabric to the painted image and finishing techniques.

The class includes demonstrations – with videoing allowed – to ensure you know how to finish your work at home.

Read about all the class requirements and more info at aqc.com.au/classes-2024

Class Program Thursday April 11, 2024

TWO-DAY CLASSES cont'd

QUILT COATS

Tutor: Lorena Uriarte • Skill Level: Basic skills required – students must be confident in using sewing patterns and machines, and the quilt must be quilted prior to the class • Materials Fee: nil

Do you have a quilt that no longer sparks joy? Or want to be warm and cosy in the latest cottagecore trend? Learn how to confidently transform a quilt or quilted panels into a quilt coat.

You can use a completed quilt, pre-quilted fabric or specifically make quilted panels according to the coat pattern requirements. Learn how to choose the right pattern, how quilting and wadding can affect drape, how to cut pattern pieces including collar, hood and pocket options if applicable. You'll also learn how to sew together a quilt coat, the technique of adding bias-binding to seams and see demonstrations of buttonhole and press stud closures. You will leave with a completed quilt coat with possibly some binding to stitch at home.



BASKETS QUILT

Tutor: Wendy Williams • Skill Level: All • Materials Fee: From \$23

Make this gorgeous new design, created with machine piecing and wool applique, and Kaffe Fassett cottons on wool fabric backgrounds.



You will learn the techniques of wool applique and embroidery.

Start by machine piecing the background baskets then begin the wool applique and embroidered flowers.

Make the whole quilt or complete a few blocks as a cushion – it's delightful!

ALL CLASSES ARE SIX HOURS IN DURATION PER DAY.

Note: Pictures do not always represent the student outcome in class; they may represent what can be achieved with the techniques learned.

FOUR-DAY CLASSES

NATURE'S MASTERCLASS - PINK GALAH OUTBACK

Tutor: Julie Haddrick • Skill Level: Basic sewing skills required
• Materials Fee: \$68

The clowns of the bush and in cities; the pink galah loves the attention of whoever is around. There are two designs to choose from - one has less detail in the background and is a little



smaller but both feature three galahs. The photos referencing Julie's paintings are by Stuart Milde and Phillip Byatt.

On Thursday and Friday you will learn painting techniques for landscapes, fabric colouring for borders and the finer details of galah painting techniques using fabric paints and pens. You will then explore machine stitching techniques to embellish painted birds, and detailing elements of the backgrounds. By Sunday you will be adding borders and starting to quilt your piece.


Julie provides step-by-step instructions, patterns and coloured bird photos for you to reference in this project and technique class. Julie provides starter kits with white fabric and garment interfacing and all materials; tools, paints and fabric pens to add detail to your quilt.

DYNAMIC LANDSCAPES


Tutor: Gloria Loughman • Skill Level: All • Materials Fee: \$100

The focus of this workshop is to create a beautiful landscape full of movement and direction. Diagonal lines bring energy and movement to a design, and when the light is just right, commonplace subjects are transformed then noticed.

You will start with a colour exercise with the pattern provided, then be shown a technique to combine sections of hand-painted sky with areas of strips placed at an angle. Once you have created the sky, the foreground and other details are added. You can use Gloria's patterns or design your own foreground. You also have the choice of adding a dark outline around some edges for more contrast.



Fabric painting will be demonstrated and there will be the opportunity to paint and overpaint fabric.



Class Program Friday April 12, 2024

CLASSES: 10AM TO 5PM LUNCH: 1PM TO 2PM

Classes beginning Friday April 12, 2024

ONE-DAY CLASSES

PRINT & STITCH ART CARDS

Tutor: Anne Bellas • Skill Level: All
• Materials Fee: nil

Gelli printing is a fun technique, especially – but not only – for beginners! You can create amazing improvisational works of art for cards or small textile paintings.

You can make colourful backgrounds, textured pages, multiple layers using stencils, found objects, stamps... or just plain brushes or brayers.

We will begin with a demo, then you will be free to improvise and make as many prints as you want, then in the afternoon, you can either continue practicing Gelli printing more compositionally or start machine or hand stitching one of your prints.

There will be a demo for the finish of the card and the last half hour will be devoted to a group exchange on your successful or less successful pieces.



SINGLE LAYER JOGAKBO WINDOW HANGING

Tutor: Sara Cook • Skill Level: Basic skills required
• Materials Fee: \$29

Bojagi in Korean means wrapping cloth and is the over-arching name given to this type of beautiful, stitched textile that has so many versatile possibilities. During this workshop we will use a range of different coloured silk organza to make a translucent one layered contemporary jogakbo (pieced) wall hanging using a sewing machine. You will learn how to

make the narrow Korean Kkekki (triple folded) seams that encloses all the raw edges and traditional decorative Bakjwi meadeup (decorative Bat Knot). This is a free piecing style workshop but Sara will also provide a pattern to give you some ideas.



COLLAGE YOUR PET (OR WILD ANIMAL)

Tutor: Phyllis Cullen • Skill Level: Suits all • Materials Fee: \$35
Phyllis recommends that beginners choose one of the easier patterns, eg: chook, turtle, goat or cat. Custom patterns for more experienced students' own dogs are available by emailing tutor one month in advance with photo.



Learn a technique to create a painterly collage that requires no fussy cutting, fusing or gluing!

You'll begin or complete a colourful piece by filling in – with scraps – a design created for you by Phyllis, or choose one of the patterns available in class.

You will understand how to choose fabrics by value and how to quilt and finish the piece after class.

SEWING ROOM POUCH

Tutor: Karen Cunningham • Skill Level: Suits all • Materials Fee: \$30

Learn a variety of hand stitching and applique techniques and make this vintage-style hanging pouch. It's fantastic to store your most used sewing tools, Karen's hangs next to her sewing table. The wired opening makes it roomy and easy to see inside.



CLASSES CONTINUED FROM THURSDAY:

- 2-DAY:** EQUILATERAL TRIANGLES 2.0: DENIM POCKETS
• RING AROUND • SCRAPPLIQUE • SKETCHBOOK QUILTS
• QUILT COATS • BASKETS QUILT
4-DAY: NATURE'S MASTERCLASS – PINK GALAH OUTBACK
• DYNAMIC LANDSCAPES

Read about all the class requirements and more info at aqc.com.au/classes-2024

Class Program Saturday April 13, 2024

CLASSES: 9AM TO 5PM LUNCH: 12NOON TO 2PM

Classes beginning
Saturday April 13, 2024

ONE-DAY CLASSES

EASY STAINED GLASS QUILTS

Tutor: Phyllis Cullen • Skill Level: All levels • Materials Fee: \$50

Create a 'stained glass' quilt while learning an easy, fun, and stress-free technique.

Learn to transfer, cut out, fuse and embellish with oil pastels and how to quilt and complete the finished piece later.

A full-sized pattern will be provided.



BEXFORD

Tutor: Jemima Flendt • Skill Level: Beginner • Materials Fee: Bexford Quilt Paper Pattern - \$20 or Bexford Quilt PDF Pattern \$19 (you will need to buy, download and print prior to class). Bexford Quilt Template Set – (Baby, lap or single bed size – \$26.50) (Queen - \$33)



A modern take on the traditional Drunkards Path quilt. Learn how curves are not that intimidating when you have the right tips and tricks up your sleeve - which you will learn in this class. Become confident in sewing curves and making this beautiful machine-pieced quilt design. You can choose the size of your quilt – baby, lap, single bed or queen size. The templates for this design improve

accuracy of cutting out and speed. You'll pick up lots of other sewing, construction and layout tips too!

ALL CLASSES ARE SIX HOURS IN DURATION PER DAY.

Note: Pictures do not always represent the student outcome in class; they may represent what can be achieved with the techniques learned.

INSET STRIPS

Tutor: Sharon Nicholls-Thomson • Skill Level: Basic skills required • Materials Fee: nil

This is a technique class that focusses on improvising with inset strips; an effective and versatile technique used in modern quilts and contemporary, abstract quilts. Learn varying techniques for wide inset strips, in-between strips and super skinny lines and see examples of how they can be used in modern or abstract quilts.

You will leave class with samples of four styles of inset strip techniques and, where time permits, begin to combine some or all of your samples in a single composition.



WINDING WAYS

Tutor: Lorena Uriarte • Skill Level: Basic skills required • Materials Fee: \$45 for templates

The traditional block Winding Ways is also known as The Wheel of Mystery. Learn the magic of secondary design and accurate curved machine piecing. Discover how to transform your scraps into a cohesive design using colour and value, or use an ombre fabric

for a simple, no waste design.

This workshop will focus on machine piecing the 12" Winding Ways block to create interesting secondary patterns.

You will learn how simple gentle curves yield an impressive impact, how fabric choices can change your quilt's look, the impact of



fussy cutting and how to make a secondary design 'pop'. You'll achieve accurate cutting and curved piecing techniques using the 12" Winding Ways acrylic templates. There is an option to create a straight or scalloped quilt edge, for those seeking an extra challenge! The expected outcome of the class is that you will make enough blocks to create a cushion or small quilt.

Class Program Saturday April 13, 2024

TWO-DAY CLASSES

WONKY LOG CABIN

Tutor: Anne Bellas • Skill Level: All levels • Materials Fee: Nil

Make improv blocks based on the traditional Log Cabin, but with a more contemporary feel. This improvisational process has no rules and no patterns, so our creativity will be free to blossom. It could become a wall picture, a cushion, a baby blanket, potholders... whatever you want!



JOGAKBO HANGING

Tutor: Sara Cook • Skill Level: Basic skills required
• Materials Fee: \$59

Bojagi in Korean means wrapping cloth and is the over-arching name given to this type of beautiful, stitched textile that has so many versatile possibilities. During this workshop we will use a range of different coloured silk organza to make a translucent two layered contemporary jogakbo (pieced) wall hanging using a sewing machine.

You will learn how to make the narrow Korean Kkekki (triple folded) seams that enclose all the raw edges. You will learn how to make traditional decorative Jakssi (a type of prairie point) to insert into the seams.

This is a free piecing style workshop, but Sara will also provide a pattern to give you some ideas.




BUTTERFLIES AND BUGS

Tutor: Karen Cunningham • Skill Level: All • Materials Fee: \$30

Enjoy this needleturn applique masterclass with Karen and learn how applique techniques, embroidery, inking and fabric choices can enhance birds, butterflies, bugs and flowers.

There is always room on a quilt for a little creature or flower to appear, and it's always fun when they are discovered!



STRIPPY SAMPLER

Tutor: Chris Jurd • Skill Level: All • Materials Fee: \$35

A sampler quilt constructed in strips rather than blocks.

This is a project class with the opportunity to learn six different techniques.

You will learn to 'make' fabric, cut free-form curves, try foundation piecing, sew improv flying geese, circle blocks and wonky zig zags.

At the end of two days, you will have mastered all the above techniques and be well on the way to a funky quilt.



Read about all the class requirements and more info at aqc.com.au/classes-2024

Class Program Saturday April 13, 2024

TWO-DAY CLASSES cont'd

MIXED MEDIA PRINTING

Tutor: Gillian Travis • Skill Level: All • Materials Fee: \$30

In this immersive class you will spend the first day printing paper and fabric using wooden and homemade blocks. On the second day you will use a sewing machine to make bags, book covers and possibly even a simple vest top using the fabric you printed on the first day.

You will start by learning about the materials, eg: paint and mediums, then make your own print blocks using bought and found materials. We will use these blocks to first print paper, then fabric. It will be very experimental, using a range of colours and various patterns, with most of the materials provided in the kit.

The bags we make are super quick to make and are fabulous gifts.



WOOLLY BAG OR CUSHION

Tutor: Wendy Williams • Skill Level: All • Materials Fee: From \$155

Join Wendy to learn wool applique techniques and make a bag or cushion of your choice. You will work on the applique and embroidery in class and Wendy will also go through the techniques to put the bag or cushion together.

The wool applique is completed with hand-dyed wool felt using a variety of threads including wool thread, Perle 8 and embroidery floss.

Choose from these three exquisite designs: (Clockwise from top): Forest Floor, Birds of Play, Garden Party. All you need to bring is your sewing gear!



CLASSES CONTINUED FROM THURSDAY:

MASTERCLASS: PINK GALAH OUTBACK • DYNAMIC LANDSCAPES



Oh My Stars!

Details aqc.com.au

CALLING ALL QUILTERS!

Enter the 2024 Australasian Quilt Convention Challenge

The theme is Oh My Stars!

There are cash awards and if your work is selected as a finalist, it will be toured at all Craft & Quilt Fairs in 2024 – and be seen by thousands of visitors. The annual AQC Challenge is an exciting exhibition opportunity open to all quilters.

THE CHALLENGE:

Make a 90cm square quilt, interpreting the theme. Enter online before February 9, 2024. Judging will be based on interpretation of theme, excellence in design and craftsmanship. Winners will be announced at the show.

FIRST PRIZE:

\$3,500 cash

RUNNER-UP PRIZE:

\$1,500 cash

VIEWERS' CHOICE:

\$500 cash

For entry forms and full details visit www.aqc.com.au

Organised by:



Class Program Sunday April 14, 2024

CLASSES: 9AM TO 5PM LUNCH: 12NOON TO 2PM

Classes beginning Sunday April 14, 2024

ONE-DAY CLASSES

LAYERED PORTRAITS

Tutor: Phyllis Cullen • Skill Level: All levels • Materials Fee: \$45



Learn to make a realistic portrait by the four-fabric layered method. You will understand what makes a good reference photo, how to choose fabrics by value, and how to quilt portraits.

Email a high resolution head and shoulders photo of your subject to the tutor by March 11, 2024 or use Phyllis's

generic pattern to create the fused face in class, ready to quilt at home according to quilting lines drawn in class.

TRINKET BOX

Tutor: Jemima Flendt • Skill Level: Beginner • Materials Fee: \$20 for pattern and \$30 for (optional) template set

Learn how to machine applique this beautiful medallion-style quilt. If you're new to applique, then this design is perfect to learn the technique and for those already proficient in this skill, you will enjoy making the blocks for this striking design. You will be taught how to applique, then taken through laying out your blocks and machine appliqueing them. Once you are confident sewing, you can continue making more blocks for the quilt.



FABRIC JEWELLERY

Tutor: Sharon Nicholls-Thomson • Skill Level: Suits all • Materials Fee: nil

Make unique pieces of statement jewellery using scraps of fabric and thread that can be made to match your wardrobe perfectly!

Fabric jewellery looks amazing and has the advantages of being light, washable, noiseless and inexpensive. It is super easy to whip up the night before, if your outfit needs a bit more colour and it's made from materials that every quilter has at hand!

You will learn the wrapped-fabric technique and make a wrapped bangle and/or a necklace. Discover how to make, join and fill the fabric tube and learn methods and materials for adding texture by wrapping. You will complete a necklace and as many bangles as you are fast enough to wrap. Topics cover how to continue after class to make more varied necklaces, brooches and other jewellery using this technique.



KAWANDI

Tutor: Lorena Uriarte • Skill Level: Suits all • Materials Fee: \$35 for kit with small spool (Aurifil 12wt 50 metres) OR \$50 for kit with large spool (Aurifil 12wt 325 metres)

Kawandi are traditional utility quilts made by the Siddi community of India. Each quilt has a beautiful texture. Traditionally, they are made from sari scraps, patched and stitched together from the outer edges of a foundation piece. This is a technique class where you will learn the art of Kawandi hand-stitching and the quilt-as-you-go method. This means that you will piece and quilt your sampler at the same time.

The Kawandi process of piecing and hand stitching is mindful and relaxing. Choosing each new fabric addition, whether a solid or print, then stitching it in place, is meditative and creative.

The expected outcome of the class is that you will complete a Kawandi sampler piece, of about 45cm (18") square.



2-DAY CLASSES CONTINUED FROM SATURDAY: WONKY LOG CABIN • JOGAKBO HANGING

• BUTTERFLIES AND BUGS • STRIPPY SAMPLER • MIXED MEDIA PRINTING • WOOLLY BAG OR CUSHION

4-DAY: NATURE'S MASTERCLASS – PINK GALAH OUTBACK • DYNAMIC LANDSCAPES

ALL CLASSES ARE SIX HOURS IN DURATION PER DAY.

Note: Pictures do not always represent the student outcome in class; they may represent what can be achieved with the techniques learned.

Read about all the class requirements and more info at aqc.com.au/classes-2024

About the Tutors in 2024



ANNE BELLAS, FRANCE

Anne is a self-taught art quilter who lives in Nantes, France. Her art is mostly abstract, sometimes hinting at landscapes but never really representational imagery. She works in series and uses bold and bright colours: she is aware that the use of colours has a therapeutic effect on people and she rejoices when

visitors tell her that looking at one of her quilts makes them feel good. She mostly pieces and machine quilts, using fabrics inherited from her great grandmother's dowry – white cotton and linen that she dyes and prints.

Several of her textile paintings have been juried in the US and in Europe. Anne is the Europe & Middle East Representative for Studio Art Quilt Associates. She will be solo exhibiting in France and in Ohio next spring.

Read more at:
annebellas.com




PHYLLIS CULLEN, USA

Phyllis lives and works in Hawaii and teaches worldwide. She has two books, 'It's All About the Face', and 'More than Just a Pretty Face' on portrait quilts, and has curated several portrait exhibits, both her own work and an international portrait artist group.

She has received multiple awards and five gallery representations. Phyllis works mainly in collage, usually with a combination of commercial and hand-dyed and painted fabrics, often with additional embellishment. She is the Studio Art Quilt Associates representative for Hawaii.

Read more at:
phylliscullenartstudio.com



SARA COOK, UK

With a professional seamstress for a mother and an uncle who was a Savile Row tailor, Sara was never far from fabric and sewing as a child. As an adult she honed her creative skills and worked as theatrical costume maker before establishing Brighton Fashion and Textile School to teach City & Guilds courses

in quilting. Following this Sara trained as a quilt judge for the Quilters' Guild of the British Isles before becoming focused on learning and researching Korean Bojagi.

Researching Korean textiles has inspired her to experiment with traditional narrow seams, creating irregular grids combined with



transparency to evoke the feeling of light moving across the landscape. Sara attended the Korean Bojagi Forum in Seoul in 2016 which was a culmination of her research, study of museum pieces and learning with masters.

At the 2019 Festival of Quilts exhibition in Birmingham Sara was excited to be joined by a group of international textile artists in her gallery exhibition Transparency and Transition.

Bojagi by Sara Cook was released in August 2019, published by Batsford.

Read more at bojagiuk.com



KAREN CUNNINGHAM, NSW

Karen is a quilt designer and teacher with more than 34 years' experience. Her quilts are based on traditional methods and design with naïve applique and a mix of vintage and modern fabrics.

She grew up in the north of England, which explains her love of English-style quilts, however living in Australia has also introduced her to a lovely palette of colours. Her work is inspired by both British gardens

she enjoyed as a child and the Australian Blue Mountains that she now calls home.

"I teach all over NSW and can honestly say I am one of the lucky few who loves their job", says Karen.

Karen is the author of recently released book, *A Ladies Garden*.



You can follow Karen at [@karencunninghamdesigns](https://www.instagram.com/karencunninghamdesigns)

Quilts from top left clockwise: *Diversity* by Anne Bellas; *Jewel of the Rainforest* by Phyllis Cullen; *Alice* by Karen Cunningham – from *A Ladies Garden*, image supplied by Quiltmania; *Moon Over Water* by Sara Cook

About the Tutors in 2024



JEMIMA FLENDT, WA

Jemima Flendt is a modern quilt pattern designer, author, fabric designer and teacher. She worked professionally as a high school home economics teacher.

Jemima designs modern quilt, crochet and sewing patterns under her Tied with a Ribbon label for makers of all skill levels and

has designed two fabric collections. Her designs have been commissioned in many Australian and international magazines.

She is the author of three books, *Weekend Quilting*, *Quilt Big* and *Quilt it, Crochet it* and has travelled internationally teaching workshops and filming quilt courses.



Read more at: tiedwitharibbon.com



JULIE HADDRICK, SA

Julie explores art quilting using surface design techniques and explores modern genres of quilting using improv piecing. Her recognition as a textiles and quilting educator of 25 years was acknowledged in Julie's national 2018 Rajah award.



Julie is an award-winning and accomplished textile artist, quilt and pattern designer, teacher and quilt judge. She creates from an inner desire to express herself using the natural world as inspiration. Julie's classes nurture and develop each students' journey in self-expression and creativity.

A generous teacher, Julie teaches 'thinking' as well as techniques of the

'doing' and builds confidence through individual success.

Read more at: haddrickonfabric.com.au



CHRIS JURD, NSW

Chris has been teaching for more than 20 years and has taught at NZ's Quilt Symposium three times.

Her work encompasses all styles with an emphasis on a strong colour palette and a preference for foundation piecing.

As well as teaching and designing, Chris is an experienced quilt judge.

Chris has been a regular contributor to *Quilters Companion* magazine and has recently published a book, *Big, Bold & Beautiful*, with the Quiltmania team.

You can follow Chris at: [@patchworkfun](https://www.instagram.com/patchworkfun)



GLORIA LOUGHMAN, VIC

Gloria is a textile artist, based on the Bellarine Peninsula in Victoria. After completing some studies in design and colour as part of a Diploma of Art, she began to make her large vivid landscapes, depicting the Australian bush. Most of her work showcases fabric that she has hand painted or dyed and

features extensive machine embroidery. Recent work has been based on architecture and semi-abstract landscapes.

As well as working as an artist, she enjoys sharing her knowledge and skills with others, teaching workshops both nationally and internationally.

She has written five books and has developed three online classes for students to download to their own computer. Her most recent book, *Vibrant Landscapes*, is a collaboration of her husband Tony's photography and her response in textiles.

In 2009, her commitment to teaching was acknowledged, when she received the Rajah Award, presented for an outstanding contribution to quilting in Australia.

Read more at: glorialoughman.com



Quilts from top left clockwise: *Heatwave* by Jemima Flendt; *Phoenix* by Chris Jurd; *Koolpin Gorge - Kakadu* by Gloria Loughman; *Specimen in Blue* by Julie Haddrick

About the Tutors in 2024



SHARON NICHOLLS-THOMSON, NSW

Sharon, a maker since her teens, has qualifications in Visual Art Education and Arts Administration. Sharon has designed quilts and taught patchwork for the past 15 years and is currently the owner of Berry Quilt & Co, a busy patchwork store in Berry NSW.

Sharon makes modern and traditional quilts, entering both styles in member shows nationally. Sharon is Vice President of Wollongong Modern Quilt Guild and enjoys running their Modern Quilt education programs.

Sharon has had her designs published in *Homespun* and *Quilters Companion* magazines and was one of the judges for the 2019 Modern Quilt Show Australia.



Read more at berryquiltandco.com.au



GILLIAN TRAVIS, UK

Gillian is a designer, photographer, teacher, textile artist and reluctant administrator. She loves taking photos of the things she sees around her and uses them to make contemporary art quilts that become memories of her travels.

She has won many awards at Festival of Quilts in the UK, and in 2022 won a 2nd prize in the Art Quilt Category, which will be displayed at the AQC Quilt Show.

She is a keen walker, it keeps her fit and gives her lots of energy for long teaching days and gruelling travel. She loves teaching and passing on her skills to enthusiastic quilters, especially in Australia!



Read more at gilliantravis.co.uk



LORENA URIARTE, NSW

Lorena is a Sydney-based, internationally award-winning pattern designer and modern maker of quilts and quilt coats.


Lorena is known for her original designs, bold use of colour and clever hand and machine sewing techniques. She uses fabric in unexpected ways, with high visual impact.

With significant experience in education and hospitality, Lorena is passionate about teaching patchwork and quilting. She teaches regularly in Sydney, regional NSW, interstate and internationally.

Lorena's quilts have been exhibited at the Modern Quilt Guild's international show QuiltCon. She was guest artist at the 2023 Sydney Craft & Quilt Fair.

On her popular Instagram account @lorena_in_sydney, Lorena embraces a mindful, creative life, filled with the beautiful utility of quilts and making.

Read more at: lorenauriarte.com




WENDY WILLIAMS, NSW

Wendy has been quilting for 25 years and teaches many techniques in her classes.

One of her focus areas is wool applique and embroidery. She has won numerous awards for her quilts and designed and made the 2021 BOM quilt for 'The Quilt Show' in the US.

Her first book was published in 2014 with C&T, *Wild Blooms and Colorful Creatures*.



You can follow Wendy at: @wendywilliamsflyingfishkits

Quilts from top left clockwise: *Hexagon Riffing* by Sharon Nicholls-Thomson; *Winding Ways* by Lorena Uriarte; *Two's Company* by Wendy Williams, from 'Wild Blooms and Colorful Creatures'; *Shetland Orkney* by Gillian Travis; *Evolve* by Gillian Travis

Convention Fees

Full day, two-day and four-day classes are available to convention delegates only. Several convention packages are available. The most economical and all-inclusive option is the four-day Gold Pass.

CLASS PACKAGES

Bookings open
October 18
at 11am AEDT

GOLD PASS

Includes:

- Four days of class tuition
- Sample bag with products from sponsors and exhibitors
- 2024 AQC souvenir pin and bag
- Ticket to the Welcome Cocktail Party
- VIP preview of the Expo and AQC Quilt Show (Thursday and Friday mornings from 8.30am)
- Unlimited entry to the Expo and AQC Quilt Show
- Thursday evening lecture
- Friday evening lecture
- Ticket to the Gala Dinner
- Continuous tea and coffee from Thursday to Sunday inclusive
- Free choice buffet for morning tea
- Lunch on class days

Fee payable: Early Bird (Until November 30, 2023): \$1,289

Regular (After November 30, 2023): \$1,389

GOLD PASS PLUS PARTNER

Gold Pass Plus Partner Dinner Ticket includes:

All of the above plus one discounted partner's Gala Dinner ticket for an additional fee of \$109. (The additional ticket must be booked at same time as the Gold Pass in order to receive a discount.)

Fee payable: Early Bird (Until November 30, 2023): \$1,398

Regular (After November 30, 2023): \$1,498

TWO-DAY PACKAGE* (THURSDAY – FRIDAY)

Includes:

- Two days of class tuition on Thursday and Friday
- Ticket to the Welcome Cocktail Party
- 2024 AQC souvenir pin and bag
- VIP preview of the Expo and AQC Quilt Show (Thursday and Friday mornings from 8.30am)
- Unlimited entry to the Expo and AQC Quilt Show
- Thursday evening lecture
- Friday evening lecture
- Continuous tea and coffee during the day on Thursday and Friday
- Free choice buffet for morning tea
- Lunch on class days

Fee payable: Early Bird (Until November 30, 2023): \$889

Regular (After November 30, 2023): \$939

TWO-DAY PACKAGE* (SATURDAY – SUNDAY)

Includes:

- Two days of class tuition on Saturday and Sunday
- 2024 AQC souvenir pin and bag
- VIP preview of the Expo and AQC Quilt Show (Thursday and Friday mornings from 8.30am)
- Unlimited entry to the Expo and AQC Quilt Show
- Ticket to the Gala Dinner
- Continuous tea and coffee during the day on Saturday and Sunday
- Free choice buffet for morning tea
- Lunch on class days

Fee payable: Early Bird (Until November 30, 2023): \$889

Regular (After November 30, 2023): \$939

*These packages are inclusive of all items listed and there can be no deletions, trading, or swapping of individual events. Additional social events not included in the package may be booked separately if tickets are available. If a delegate does not wish to attend any aspect of the convention there is no reduction in package price.

SOCIAL EVENTS

Social events can be booked by the general public. The following fees apply:

- Welcome Cocktail Party: \$89
- Thursday evening lecture: \$69
- Friday evening lecture: \$69
- Gala Dinner: \$145

If you are not a delegate and you wish to book any of these social events, book online or call 02 9452 7575 during office hours. If you would like to attend just the expo and AQC quilt show, simply buy an entry ticket at the door or online.



DAILY ENTRY TO EXPO & AQC QUILT SHOW

To visit the AQC expo and quilt show, daily tickets may be purchased online or at the door. The ticket allows you entry to the Quilt Show and to the Expo which will include seminars, demonstrations and lots of shopping opportunities. If you are booking classes, you will be a delegate and do not need to purchase an entry ticket.

ONE DAY PASSES

Adults: **\$25** at the door, **\$24*** online

Seniors card holders: **\$23** at the door, **\$22*** online

Age & disability pensioners: **\$21** at the door, **\$20*** online

Children: **\$12** at the door, **\$10*** online (5 to 16 years, under 5 years free)

GROUP BOOKINGS

Groups/bulk buy – minimum 10 tickets (online only): **\$20**

This offer is not valid for door sales. Tickets can be used for any day of the Fair and you don't all have to attend on the same day.

All prices include GST.

** Group Adult tickets must be prebooked and paid for by Friday April 5, 2024.

This offer is not valid for door sales.

How to Book

Before booking your classes, read the descriptions in this program, and use the Timetable on page 3 to plan your class selections.

If you want to see the Class Requirements – the things you will need to bring visit aqc.com.au/classes-2024

When you are ready to book, click here: aqc.com.au/class-fees/ Select the package you want, and then select your classes.

You will need a Visa or Mastercard credit card and any security/bank pin number necessary for your card. An email will be sent confirming your booking. Sorry – no Amex.

EASY STEP BY STEP BOOKING

1. Decide which package you will take up: Gold Pass, Two Day (Thursday-Friday), Two Day (Saturday-Sunday) or Social Events. See page 14 for inclusions.
2. Complete your details then follow the prompts to select your classes.
3. Decide which social events you will attend. You must select these to reserve your place even if they are included in your chosen package.
4. Choose your classes and have your credit card handy.
5. Make your payment.
6. Call 02 9452 7575 if you need assistance.

CLASS BOOKING CONDITIONS

Payment of fees must accompany all bookings otherwise the booking cannot be processed.

- Any cancellation received in writing before January 5, 2024 will incur a cancellation fee of 50% of the booking value. Any cancellation received after January 5, 2024, will receive no refund. All cancellations must be forwarded to Expertise Events in writing. Please note that substitutions of the delegate may be accepted in lieu of a cancellation, at the discretion of Expertise Events but, due to limited class numbers, class selection changes cannot be made.
- To take advantage of any early bird rate, bookings must be made before November 30, 2023.
- In the event of a tutor cancellation due to illness or other unforeseen circumstance, the tutor will be replaced and no refunds will be available in this instance.



FAQ'S ABOUT THE CLASSES

Why are the classes in packages?

AQC classes are part of a convention and therefore are available to Convention Delegates only. Class packages include social events, catering and a number of inclusions. If you only want to attend AQC as a casual visitor, there are plenty of options – attend social events, or just buy a ticket to the Expo and Quilt Show – there is a full program of free workshops and short classes to choose from in the Expo. The Expo program will be released in February, 2024.

Can I pay by cheque?

You can pay by cheque, but you will need to make a phone booking. Please have several class preferences chosen. Your class place cannot be confirmed until your payment is received.

What do I need to bring?

Some classes include a kit of all or some materials required in the class. The class description includes mention of any kit/materials fee. If there is a kit, you will need to pay the kit fee directly to the tutor. Most classes will require the student to bring specific supplies with them. The requirements list for each class is available under each class description on the website.

Do I need to bring a sewing machine?

In classes where machines are required, sponsor companies will provide them so you do not have to bring your own. A technical assistant will be available in class to help you. You may bring your own machine if you choose but no technical assistance will be available.

What is included in the class fee?

For full details see page 15.

Thank you to our Sponsors

BERNINA
made to create

 **Handi Quilter**
BY QUILTERS FOR QUILTERS


SCISSORMAN[®]
AUSTRALIA'S CUTTING EDGE SUPERSTORE

Supporters

brother
at your side

 **Husqvarna** **VIKING**

JANOME

PFAFF[®]

and to our Guild Partner



Victorian Quilters

Organised by

 **EXPERTISE
EVENTS** Est. 1990
experience shows

PO Box 236 Frenchs Forest NSW 1640 Australia
Tel: +61 2 9452 7575 Email: aqc@expertiseevents.com.au

www.aqc.com.au